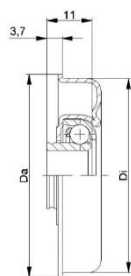


RG -AX1 Series (Spring loaded axles) rollers for manual handling –BZP STEEL

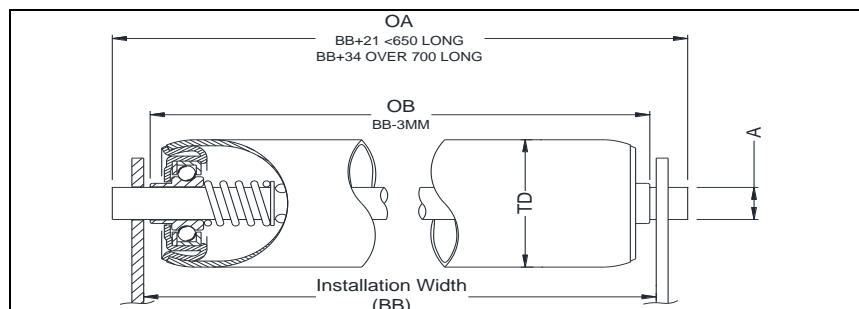


RG series rollers are general purpose steel rollers with oiled free rolling (cup & cone) style bearings for manual/gravity applications

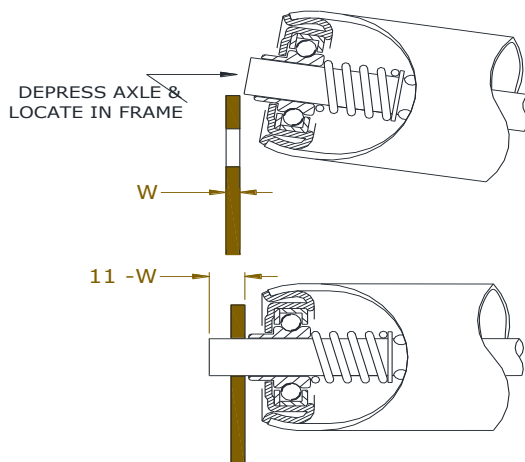
Found in >	MATERIAL	TUBE EXTRAS
Manual Conveyors	Zinc Plated (BZP) tube	Rubber Sleeve
Despatch Areas		Bonded Rubber
Airports	Steel axles	Polyurethane
Packing Lines		

Roller Type	Roller Diameter & wall thickness	● Axle	⬡ Axle	Bearing Type +housing	Load Capacity†
RG-20x	Ø20 x1.5 wall	Ø6	-	KTR20.01+plastic	4kgF udl
RG-25	Ø25.4 x1.2 wall	Ø6	-	3GF418+steel	15kgF udl
RG-30	Ø30 x1.5 wall	Ø6, Ø8 Ø10	-	MTR30.20+steel	25kgF udl
RG-35	Ø35 x1.2 wall	Ø8	8H	PR35+Plastic	50kgF udl
RG-40	Ø40 x1.5 wall	Ø8 Ø10 Ø11 Ø12	11H	MTR40.2+steel	50kgF udl
RG-50	Ø50x1.5 wall	Ø8 Ø10 Ø11 Ø12	11H	MTR50.2+steel	80kgF udl
RG-50MD	Ø51 x2 wall	Ø8 Ø10 Ø11 Ø12	11H	MTR50.2+steel	80kgF udl
RG-60	Ø60 x2 wall	Ø10 Ø11 Ø12	11H	MTR60.2+steel	80kgF udl
RG-60MD	Ø60 x2 wall	Ø10 Ø15	-	MTR60.3+steel	120kgF udl
RG-80	Ø80 x2 wall	Ø10 Ø14	11H	MTR80.2+steel	80kgF udl

*LD=all weather bearing. † Load Capacity calculated on standard lengths & axle fixing. Please ask us to confirm advisable



Roller Type (ie RG-50)	
Installation Width (BB)	BB
Axle A	Ø 11 H
Quantity Required	
OB (over bearing boss*)	*
OA (over all axle length*) or L	*
*leave blank if rollers are to suit installation width (BB)	
xRG-20 with stub axle with 9mm equal extensions.	



ORDERING CODE EXAMPLE: **RG 50 11H AX1 - 610BB**

Roller Type ! Axle Size & Type !

BB (Installation width)

Company Name and address:-

Signed.....Print.....

Date:

Purchase order No.:

Collect or AED to despatch – circle as appropriate

Please sign & return Order